



# Beginner's Guide to Monitoring and Evaluation (M&E) Toolkit

An essential resource for newcomers to Monitoring and Evaluation, providing practical tools and guidance.


# Introduction to Monitoring and Evaluation

# Introduction to Monitoring and Evaluation

Monitoring and Evaluation (M&E) is essential for assessing the performance of projects, programs, and policies. A beginner-friendly M&E toolkit enables organizations to effectively track progress, measure outcomes, and enhance decision-making capabilities.



## Importance of M&E in Project Management



Ensures accountability and transparency



Enhances project effectiveness



Informs decision-making



Facilitates learning and adaptation

# Key Concepts in M&E



Monitoring: Ongoing project assessment



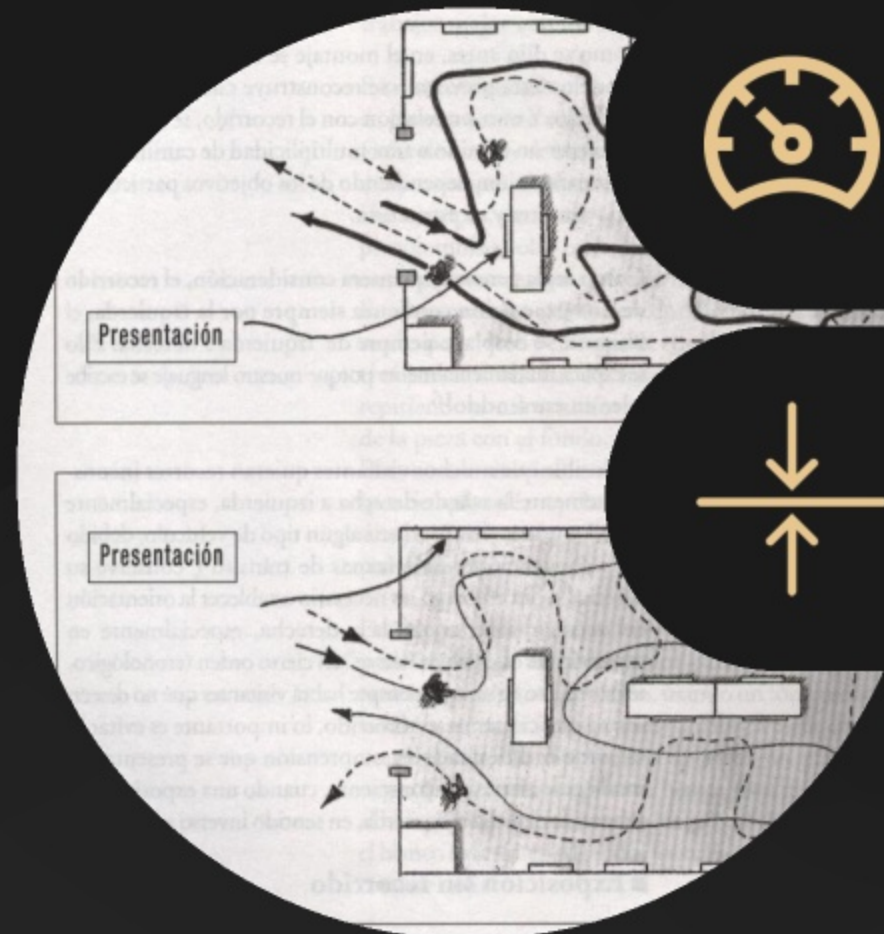
Evaluation: Systematic outcome assessment





Indicators: Signs of project progress



Baseline: Initial data reference



## Components of an M&E Toolkit



Comprehensive M&E  
framework



User-friendly data tools



Guidelines for analysis



Customizable reporting  
templates

# Step 1: Defining Objectives and Indicators

Establishing clear objectives and measurable indicators is foundational for effective Monitoring and Evaluation.



## Identify Project Goals

Clarify the overarching aims of the project that guide all activities.



## Develop SMART Objectives

Formulate objectives that are Specific, Measurable, Achievable, Relevant, and Time-bound.



## Create Indicators for Measurement

Design indicators that accurately capture progress toward each objective.



## Align Indicators with Project Outcomes

Ensure that the indicators directly relate to the desired outcomes of the project.





# Identify Project Goals

Clarify the overarching aims of the project that guide all activities.



## Develop SMART Objectives

Formulate objectives that are Specific, Measurable, Achievable, Relevant, and Time-bound.



## Create Indicators for Measurement

Design indicators that accurately capture progress toward each objective.



## Align Indicators with Project Outcomes

Ensure that the indicators directly relate to the desired outcomes of the project.

# Step 2: Data Collection Methods

Understanding diverse data collection methods is essential for gathering accurate and relevant information for M&E.




## Surveys

Utilize structured questionnaires to gather quantitative data from a large audience, allowing for statistical analysis to identify trends.



## Interviews

Conduct one-on-one discussions to gain in-depth qualitative insights, fostering a deeper understanding of participant experiences and perspectives.



## Focus Groups

Facilitate group discussions to explore diverse viewpoints and collective experiences, providing context to the quantitative data collected.



## Observations

Implement direct observation of project activities to assess implementation fidelity and gather real-time data about the project environment.

# Surveys



Utilize structured questionnaires to gather quantitative data from a large audience, allowing for statistical analysis to identify trends.

# Interviews



Conduct one-on-one discussions to gain in-depth qualitative insights, fostering a deeper understanding of participant experiences and perspectives.

# Focus Groups



Facilitate group discussions to explore diverse viewpoints and collective experiences, providing context to the quantitative data collected.

# Observations



Implement direct observation of project activities to assess implementation fidelity and gather real-time data about the project environment.

# Step 3: Data Analysis Techniques

Effective data analysis is essential for extracting meaningful insights from M&E data.

# Step 3: Data Analysis Techniques

Effective data analysis is essential for extracting meaningful insights from M&E data.

75%

Proportion of organizations using descriptive analysis to summarize data for better understanding.

# Step 3: Data Analysis Techniques

Effective data analysis is essential for extracting meaningful insights from M&E data.

75%

Proportion of organizations using descriptive analysis to summarize data for better understanding.

50%

Percentage of projects utilizing comparative analysis to evaluate outcomes against benchmarks.

# Step 3: Data Analysis Techniques

Effective data analysis is essential for extracting meaningful insights from M&E data.

75%

Proportion of organizations using descriptive analysis to summarize data for better understanding.

50%

Percentage of projects utilizing comparative analysis to evaluate outcomes against benchmarks.

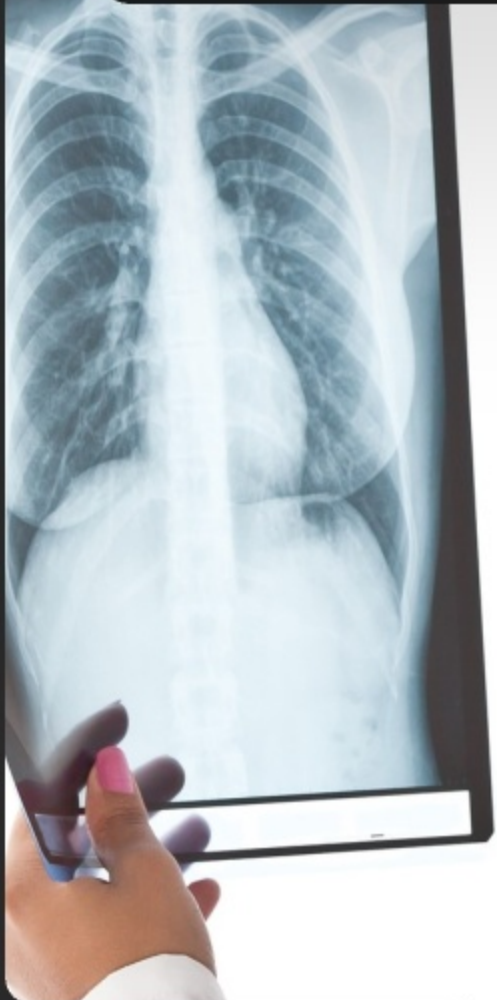
30%

Share of organizations employing advanced statistical analysis techniques for deeper insights.

## Step 4: Reporting and Communication

### Reporting

Effective reporting is essential in M&E as it summarizes findings and outcomes of projects in a clear and concise manner. This allows stakeholders to quickly grasp the results and make informed decisions based on data-driven insights.



### Communication

Communication complements reporting by presenting data in an engaging way, ensuring that messages resonate with diverse audiences. It involves using tailored messaging that considers the audience's interests and knowledge levels, enhancing understanding and fostering collaboration.

# Best Practices for Implementing M&E



Engage stakeholders  
continuously



Leverage digital tools  
effectively



Conduct regular plan reviews



Focus on staff training





# Case Studies: Successful M&E Implementations

An overview of significant projects that have effectively utilized Monitoring and Evaluation to achieve success.

## Project A (2021)

Implemented a health initiative that improved access to healthcare services, utilizing robust M&E practices to track progress and outcomes.

## Project B (2022)

A successful educational program that increased student engagement through continuous evaluation and feedback mechanisms.

## Project C (2023)

A sustainable agriculture project that demonstrated long-term benefits through strategic M&E, ensuring better crop yields and farmer livelihoods.

# Project A (2021)

Implemented a health initiative that improved access to healthcare services, utilizing robust M&E practices to track progress and outcomes.

# Project B (2022)

A successful educational program that increased student engagement through continuous evaluation and feedback mechanisms.

# Project C (2023)

A sustainable agriculture project that demonstrated long-term benefits through strategic M&E, ensuring better crop yields and farmer livelihoods.



# Case Studies: Successful M&E Implementations

An overview of significant projects that have effectively utilized Monitoring and Evaluation to achieve success.

## Project A (2021)

Implemented a health initiative that improved access to healthcare services, utilizing robust M&E practices to track progress and outcomes.

## Project B (2022)

A successful educational program that increased student engagement through continuous evaluation and feedback mechanisms.

## Project C (2023)

A sustainable agriculture project that demonstrated long-term benefits through strategic M&E, ensuring better crop yields and farmer livelihoods.

# Conclusion and Next Steps

# Conclusion and Next Steps

Monitoring and Evaluation (M&E) is essential for the success of any project. Creating a beginner-friendly downloadable M&E toolkit enables organizations to systematically assess their performance, enhance effectiveness, and foster continuous improvement in their operations.





# Beginner's Guide to Monitoring and Evaluation (M&E) Toolkit

An essential resource for newcomers to Monitoring and Evaluation, providing practical tools and guidance.



# Take this with you. Make it your own.

Click below or scan the QR code to open this presentation on your device. Then turn your ideas into something just as dynamic with Prezi AI.

Take this presentation home

